

CUMMINGS ECONOMICS

38 Grafton St (PO Box 2148) CAIRNS Q 4870 ABN 99 734 489 175

Phone: 07 4031 2888 / Mobile: 0418871011

Email: cummings@cummings.net.au

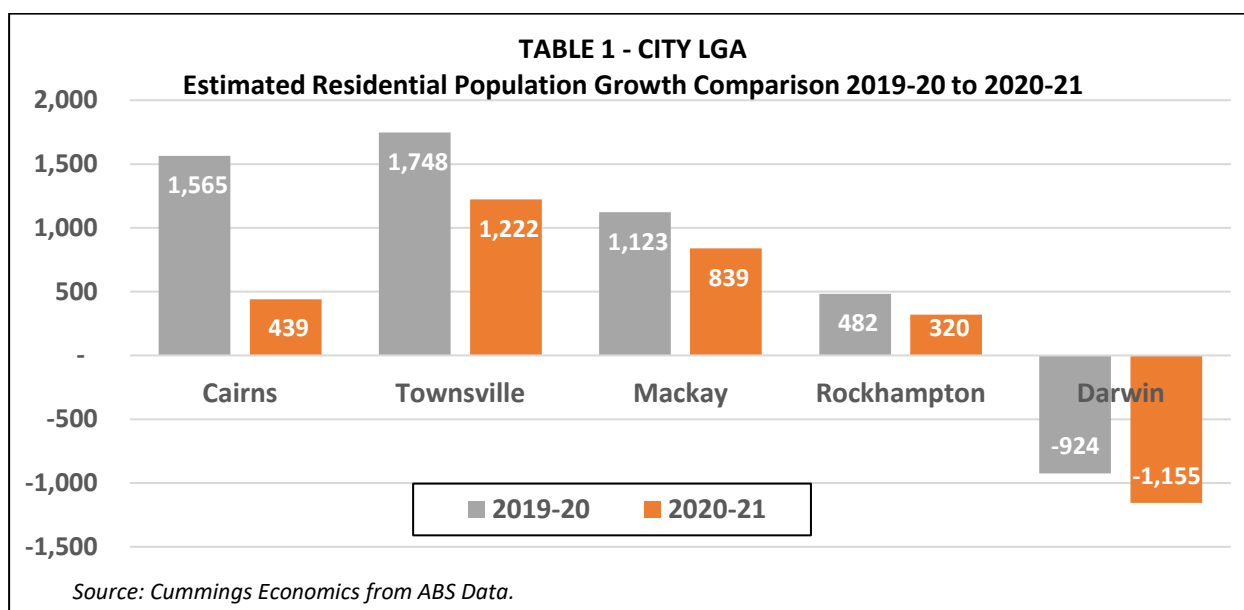
Website: www.cummings.net.au



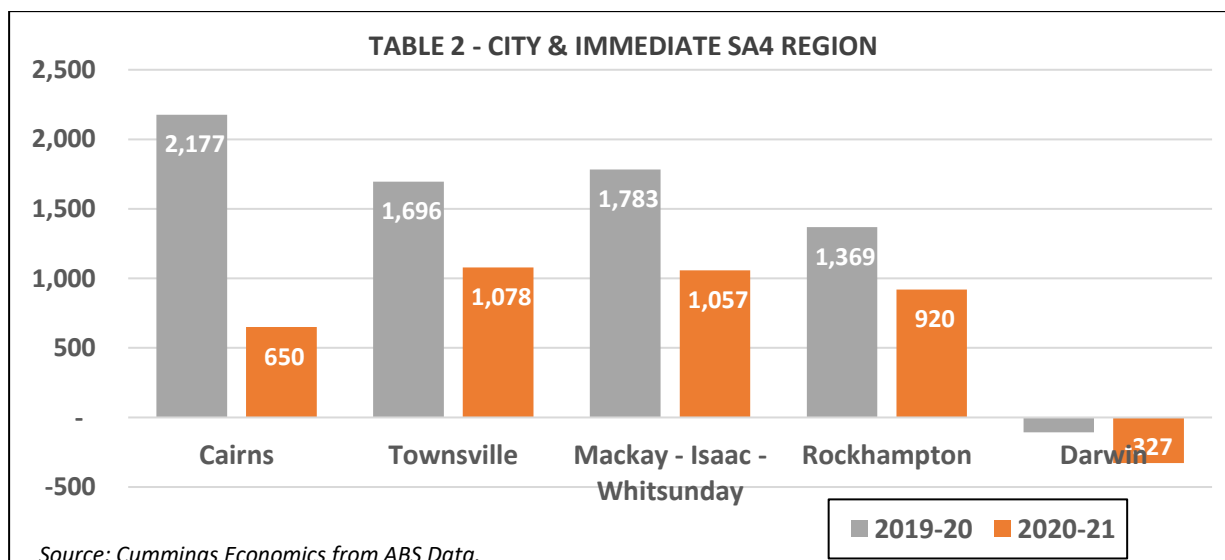
May 2022 / CERef-J3429

Statistical Note LATEST POPULATION GROWTH FIGURES

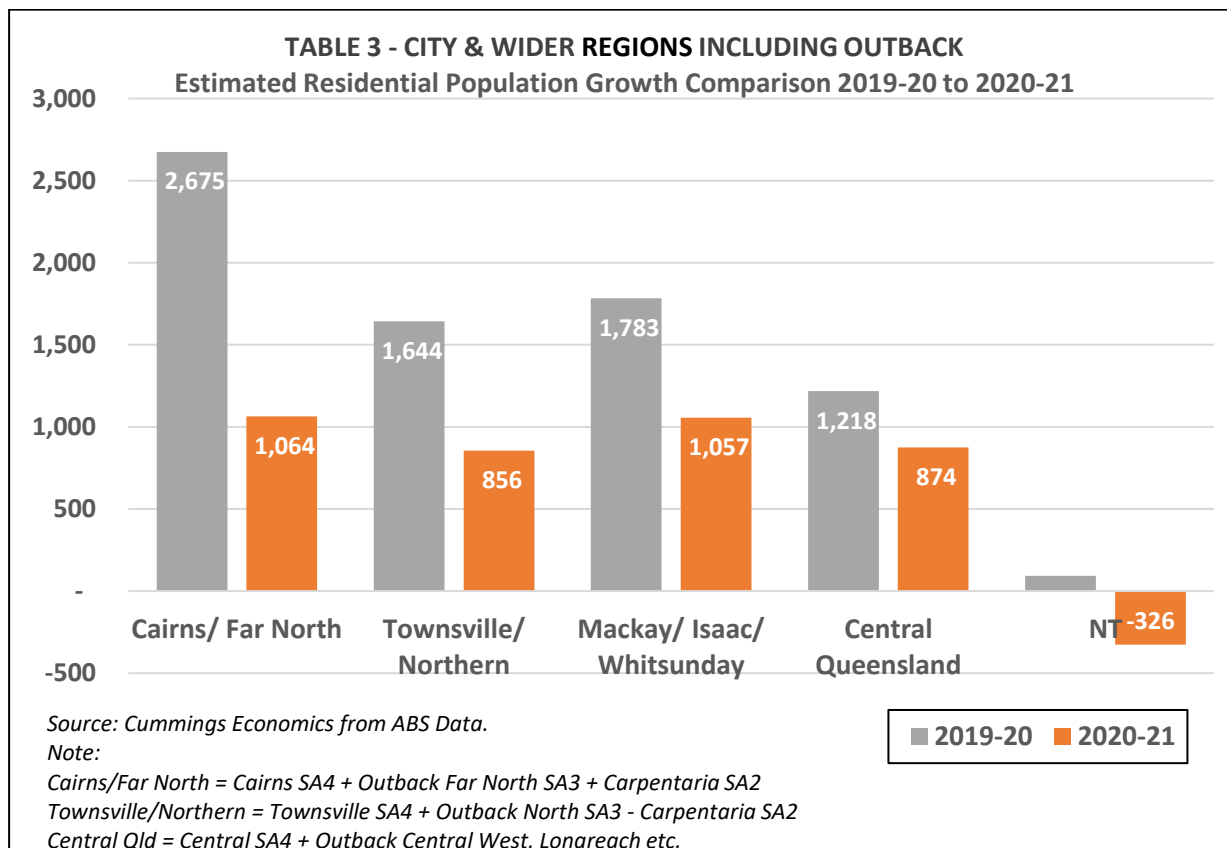
Latest residential population growth figures released by the Australian Bureau of Statistics indicates that of the northern cities, the Covid-19 lockdowns in 2020-21 most severely affected the population growth of Cairns City LGA with a drop from 1,565 in 2019-20 to 439 in 2020-21 (see Table 1).



However, although affected by Covid, population growth in the Cairns' immediate hinterland continued and with continuing growth in the region's outback areas in the Peninsula, Torres and Gulf, the wider Cairns region continued to lead population growth in the North (see Tables 2 & 3).



LATEST POPULATION GROWTH FIGURES



The sharp drop in population growth in Cairns City LGA is understandable given the effects of Covid restrictions on the city’s large international and domestic tourism sector.

The foregoing are residential population growth figures. Other information indicated that during 2021, there was a large upsurge in road visitation, especially in the North’s outback areas.

As a matter of interest, in 2020-21, Darwin’s residential population continued to decline continuing a trend over the past four years following the completion of the large offshore gas project and the mining boom.