

CUMMINGS ECONOMICS

38 Grafton St (PO Box 2148) CAIRNS Q 4870 ABN 99 734 489 175

Phone: 07 4031 2888 / Mobile: 0418871011

Email: cummings@cummings.net.au / Website: www.cummings.net.au



June 2022 / CE Ref-J3324

Statistical Note MAY 2022 ECONOMIC IMPACT OF COVID-19 RESTRICTIONS

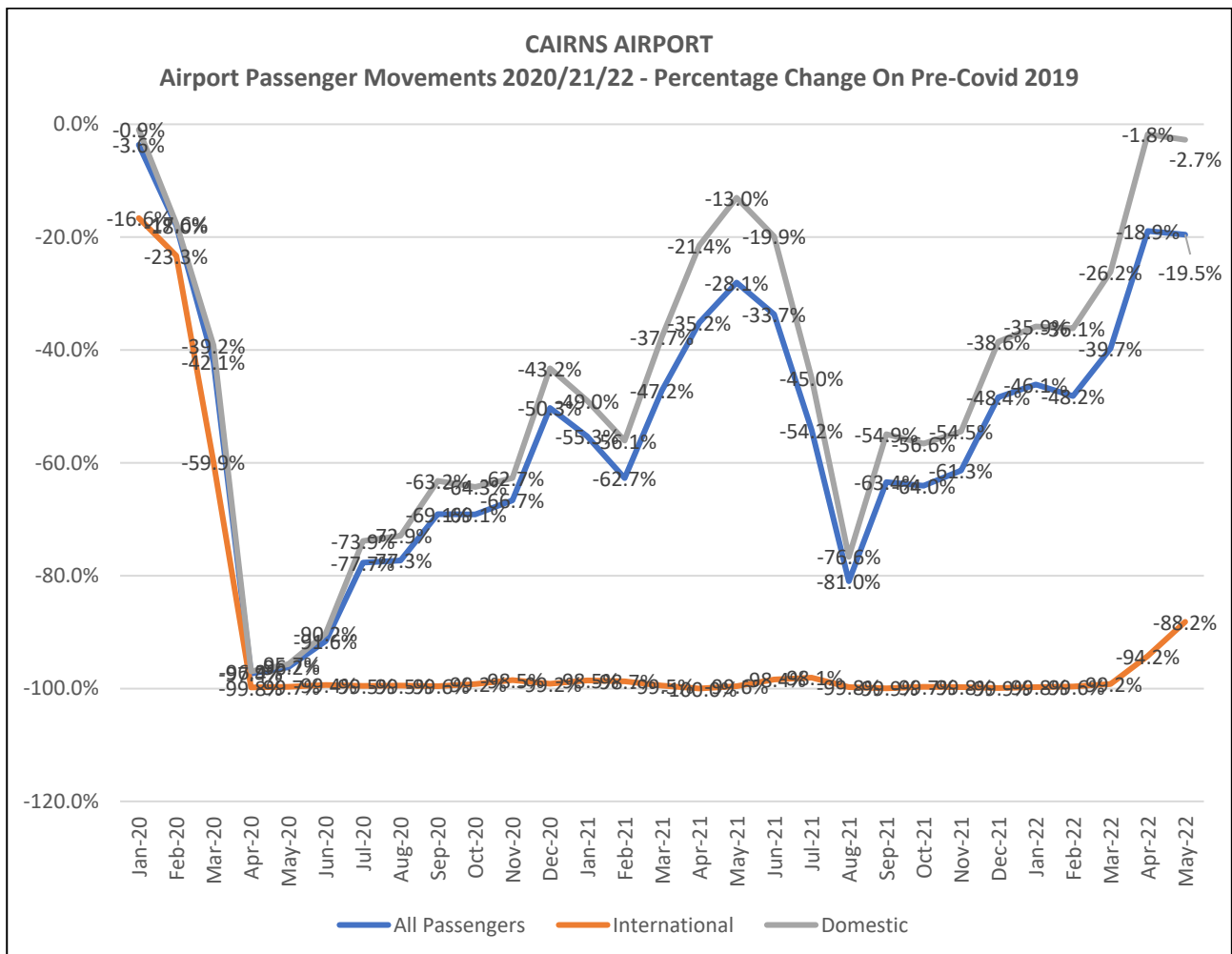
DOMESTIC TOURISM BACK BUT SUBDUED OVERALL EMPLOYMENT GROWTH

The indications are that while domestic tourism is back strongly, the overall level of employment growth has been subdued.

AIRPORT PASSENGER NUMBERS RISE STRONGLY

The figures indicate that domestic fly in visitor numbers were probably back above pre-Covid levels and that international traffic is returning.

Chart 1 – Airport Passenger Movements 2020/21/22 - Percentage Change on pre-Covid 2019 – Cairns Airport

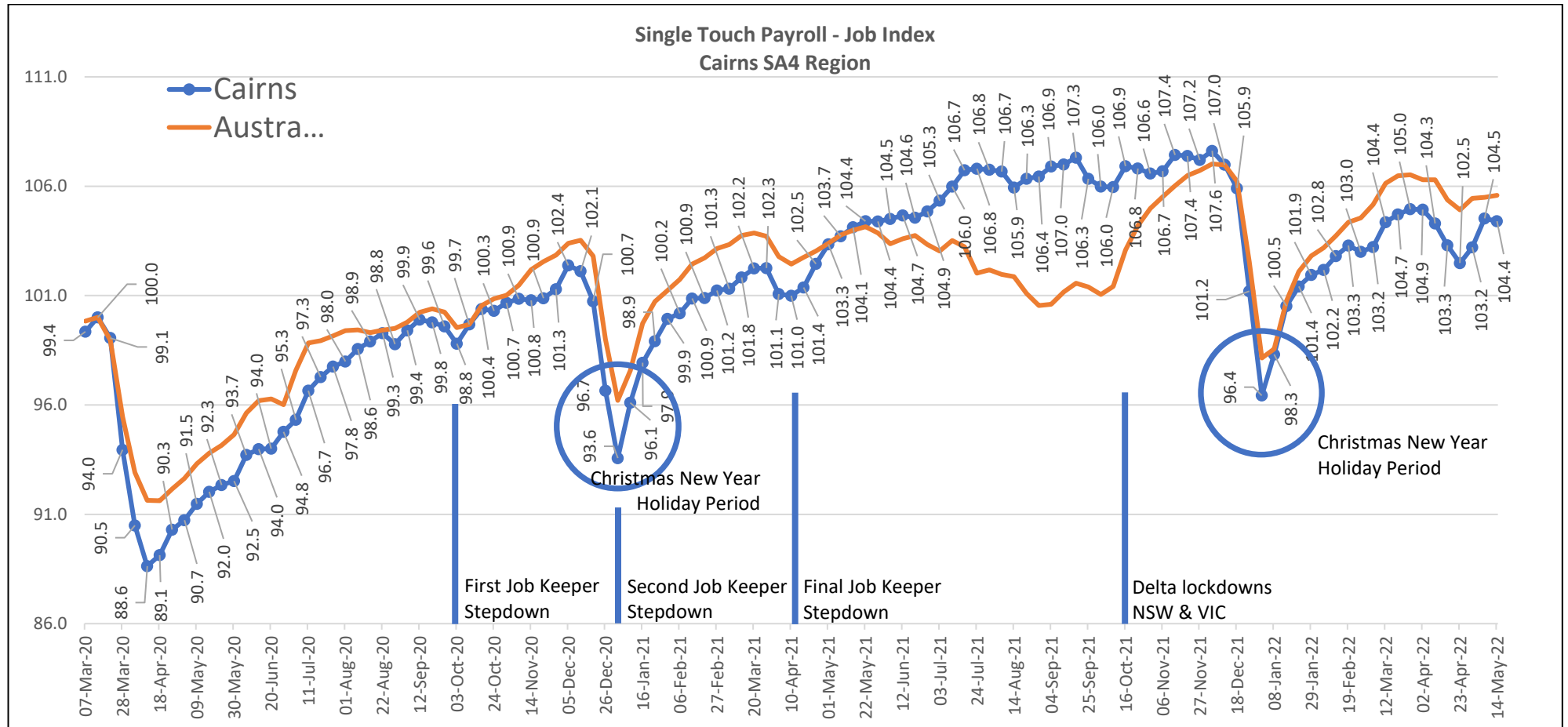


Source: Cummings Economics from Cairns Airport.

SINGLE TOUCH PAYROLL – JOBS INDEX – STEADY

The Payroll Jobs Index indicates that employment in the region has been growing by around 1% over the same period last year compared with about 2% nationally.

Chart 2 – Single Touch Payroll – Jobs Index, Cairns SA4 Region & Australia-Wide



Source: Cummings Economics from Australian Bureau of Statistics.



JOBSEEKER NUMBERS STILL MARGINALLY ABOVE PRE-COVID LEVELS

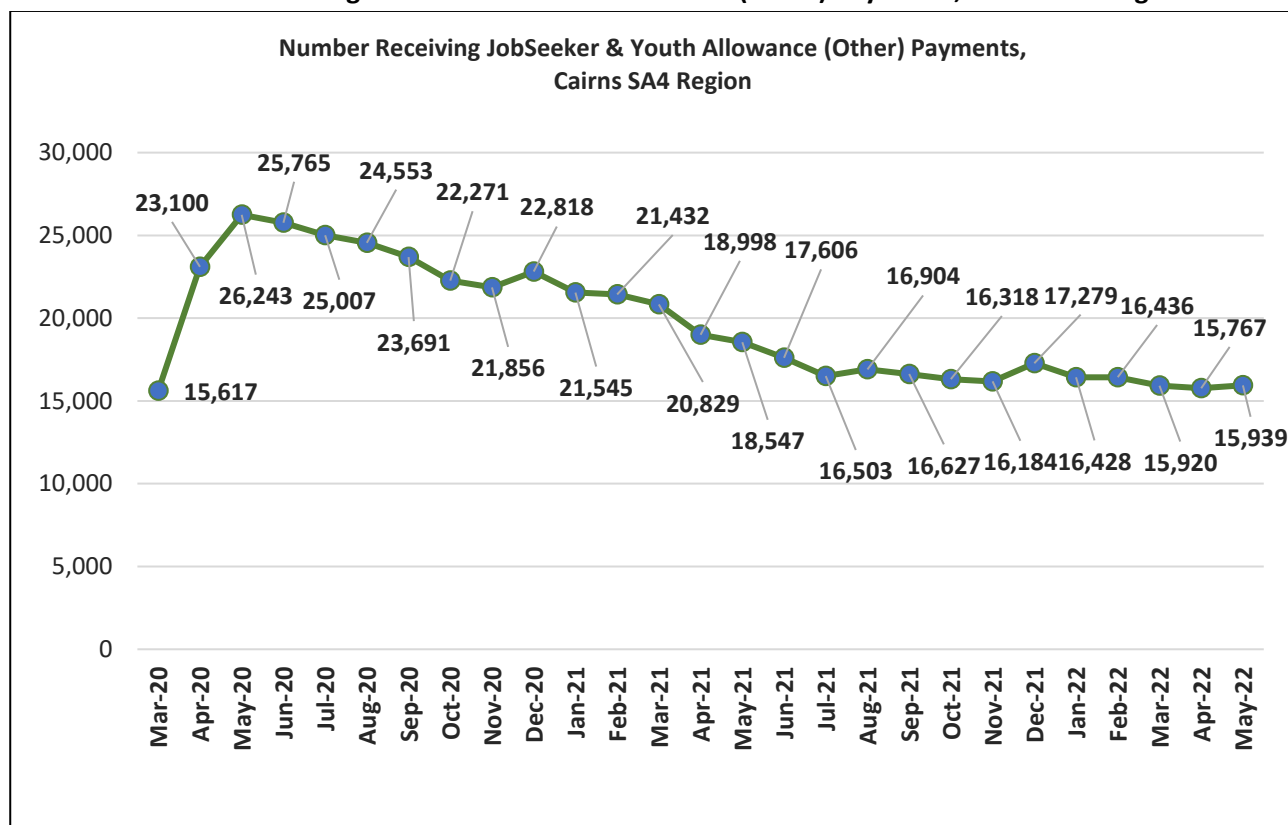
The small lift shown in numbers on JobSeeker unemployment benefits is probably not significant at this stage. A small rise could be expected given growth in size of population and the economy.

Table 1 – Numbers Receiving JobSeeker & Youth Allowance (Other)

Period	Cairns ⁽¹⁾	Cairns SA4 Region ⁽²⁾	Period	Cairns ⁽¹⁾	Cairns SA4 Region ⁽²⁾
Mar 2020	9,256	15,617	Apr 2021	11,526	18,998
Apr 2020	14,433	23,100	May 2021	11,258	18,547
May 2020	16,181	26,243	Jun 2021	10,588	17,606
Jun 2020	15,871	25,765	Jul 2021	9,851	16,503
Jul 2020	15,476	25,007	Aug 2021	9,092	16,904
Aug 2020	15,234	24,553	Sep 2021	9,930	16,627
Sep 2020	14,651	23,691	Oct 2021	9,791	16,318
Oct 2020	14,042	22,271	Nov 2021	9,654	16,184
Nov 2020	13,661	21,856	Dec 2021	10,285	17,278
Dec 2020	14,153	22,818	Jan 2022	9,728	16,428
Jan 2021	13,380	21,545	Feb 2022	9,702	16,436
Feb 2021	13,235	21,432	Mar 2022	9,449	15,920
Mar 2021	12,824	20,829	Apr 2022	9,291	15,767
			May 2022	9,372	15,939

Source: Cummings Economics from Australian Department of Social Services.

Note ⁽¹⁾: Cairns LGA excluding Babinda. Note ⁽²⁾: Cairns, Cassowary Coast, Tablelands, Mareeba, Douglas.

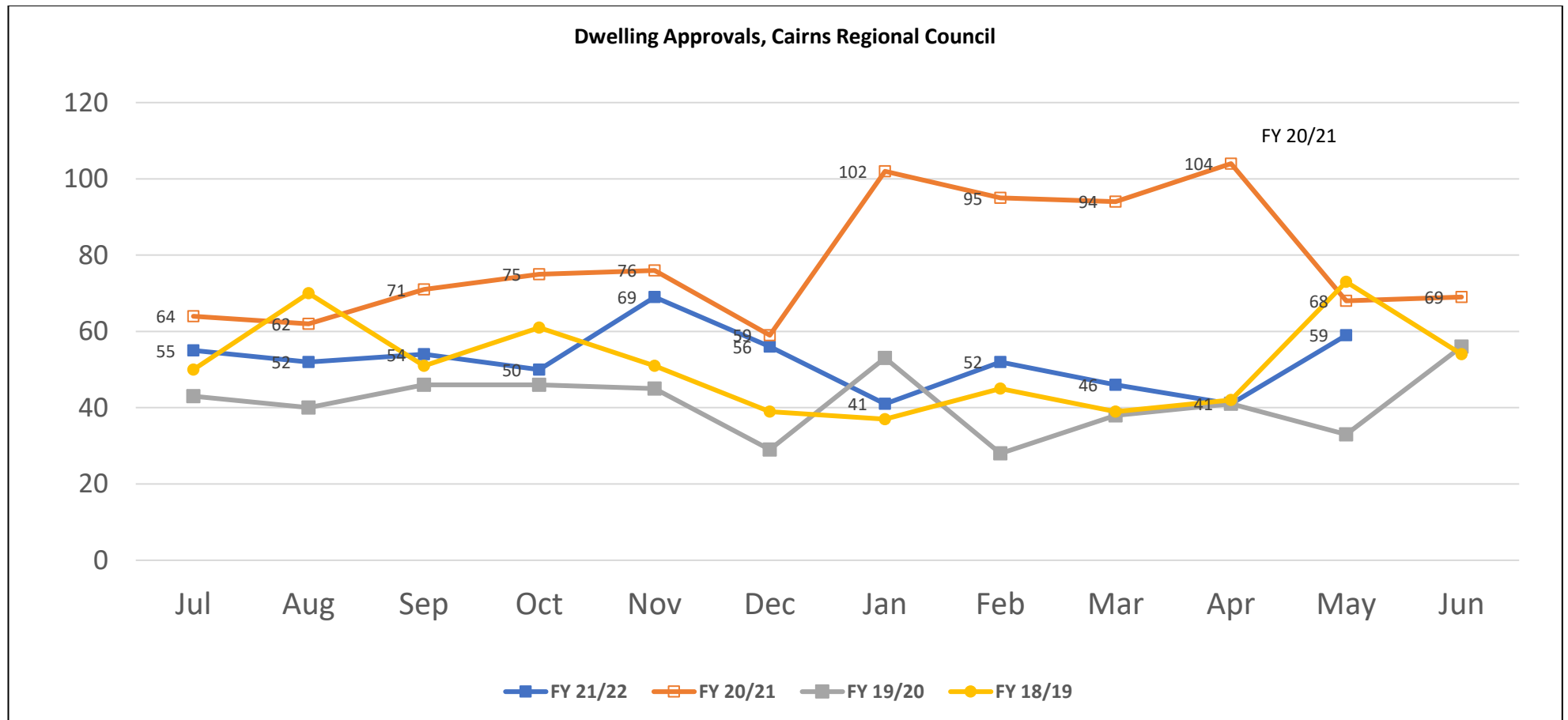
Chart 3 – Numbers Receiving JobSeeker & Youth Allowance (Other) Payments, Cairns SA4 Region

Source: Cummings Economics from Australian Department of Social Services.

CONSTRUCTION – DWELLING APPROVALS

Single dwelling approvals in Cairns Regional Council area recorded levels above May in 2020 and below those in 2021.

Chart 4 – Dwelling Approvals, Cairns Regional Council



Source: Cummings Economics from Cairns Regional Council.

