

CUMMINGS ECONOMICS

38 Grafton St (PO Box 2148) CAIRNS Q 4870 ABN 99 734 489 175

Phone: 07 4031 2888 / Mobile: 0418871011

Email: cummings@cummings.net.au / Website: www.cummings.net.au



August 2022 / CE Ref-J3324

Statistical Note

JULY 2022 ECONOMIC IMPACT OF COVID-19 RESTRICTIONS

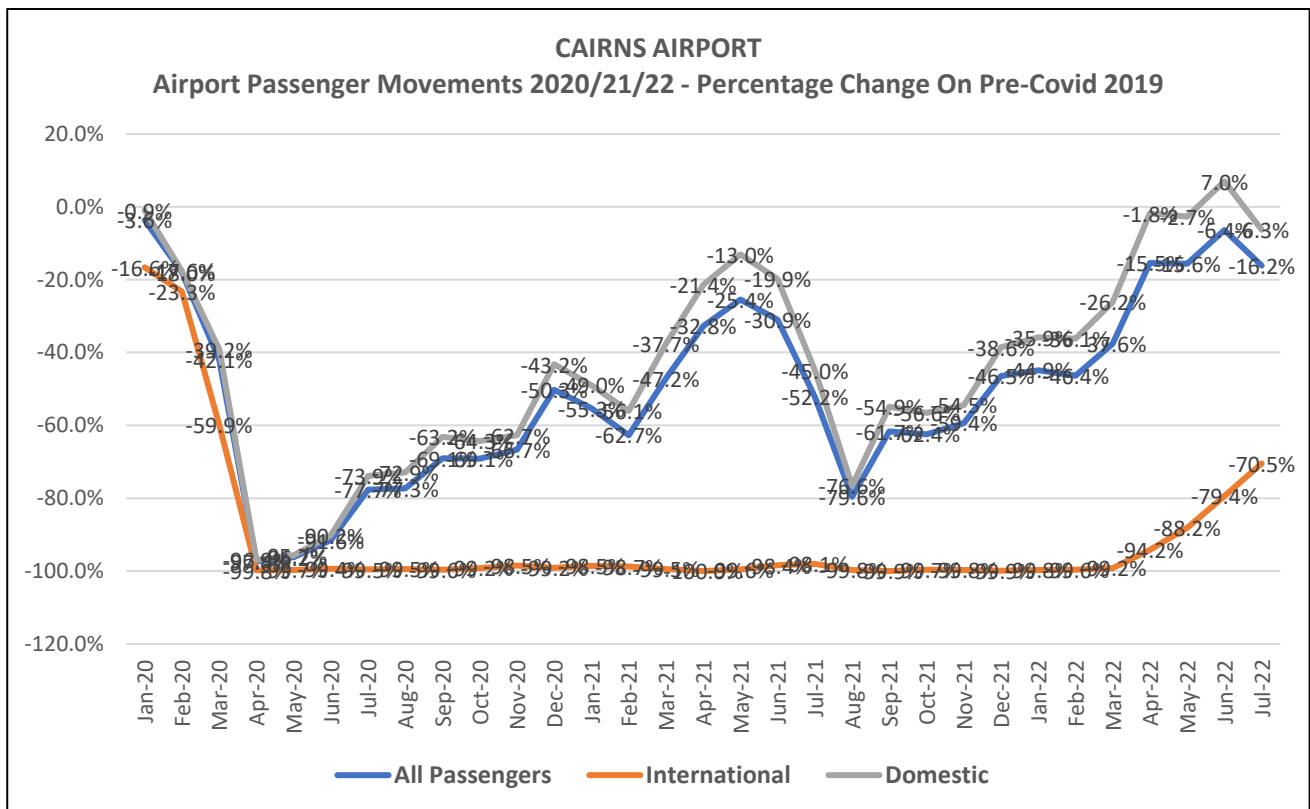
CONTINUING GOOD FIGURES

The July figures indicate international visitors returning and domestic tourism up.

INTERNATIONAL VISITORS RETURNING

Compared with pre-Covid figures (i.e. 2019), international terminal figures for July are now back up to about 30%. Domestic terminal figures are close to 100%. Taking into account that international visitor traffic passing through the domestic terminal is not likely to be back to normal indicates that domestic air visitation to the region is probably above pre-Covid levels.

Chart 1 – Airport Passenger Movements 2020/21/22 - Percentage Change on pre-Covid 2019 – Cairns Airport

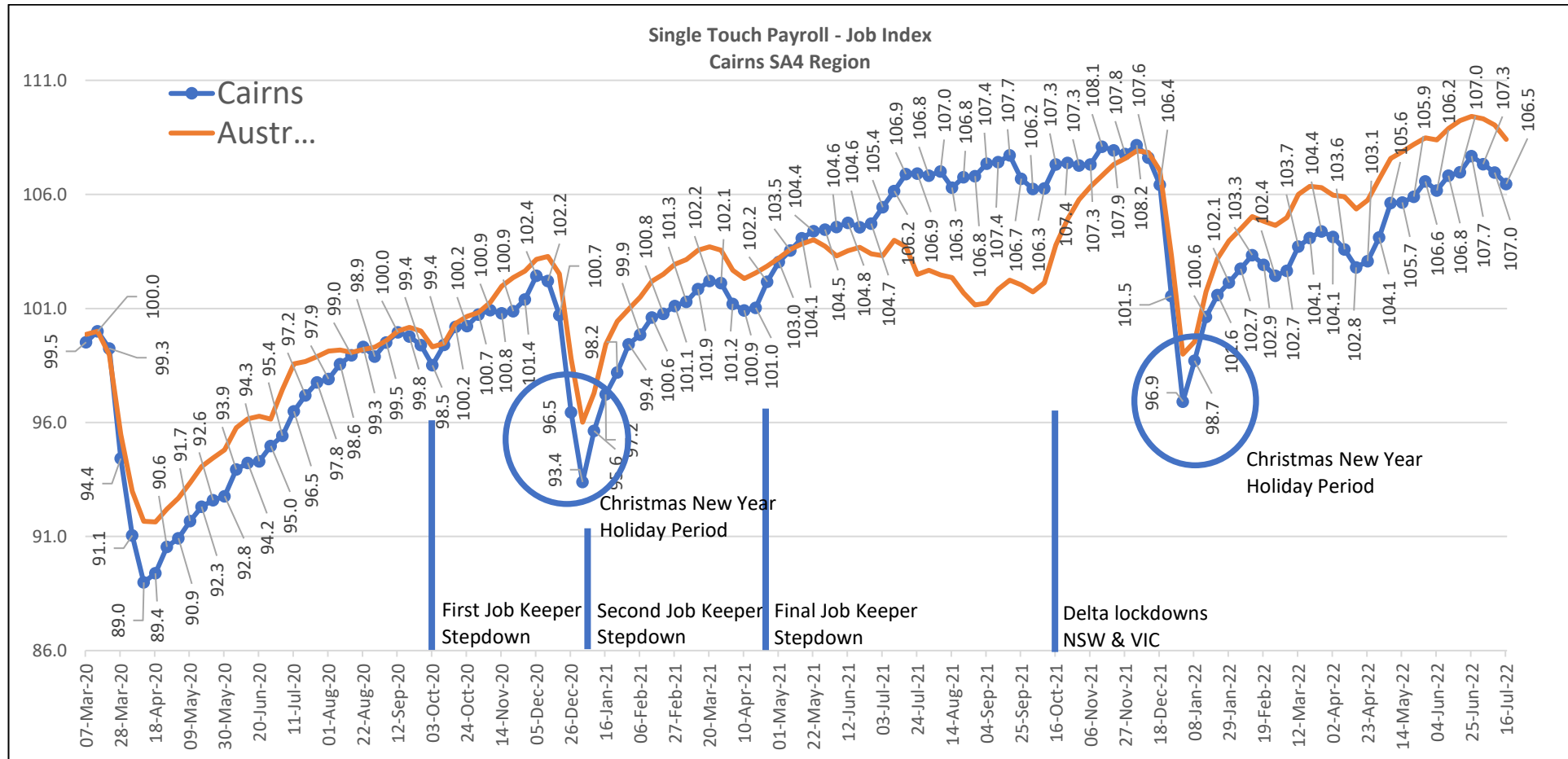


Source: Cummings Economics from Cairns Airport.

SINGLE TOUCH PAYROLL – JOBS INDEX – CONTINUING MILD GROWTH

The Jobs Index based on the Single Touch Payroll reporting system continues to indicate that in the Cairns region, there is mild growth on the previous year.

Chart 2 – Single Touch Payroll – Jobs Index, Cairns SA4 Region & Australia-Wide



Source: Cummings Economics from Australian Bureau of Statistics.



JOBSEEKER NUMBERS RELATIVELY STEADY

The chart showing numbers registered for unemployment benefits in the region is continuing along a fairly stable level around about 15,000. Some monthly fluctuations are evident but no trend.

Table 1 – Numbers Receiving JobSeeker & Youth Allowance (Other)

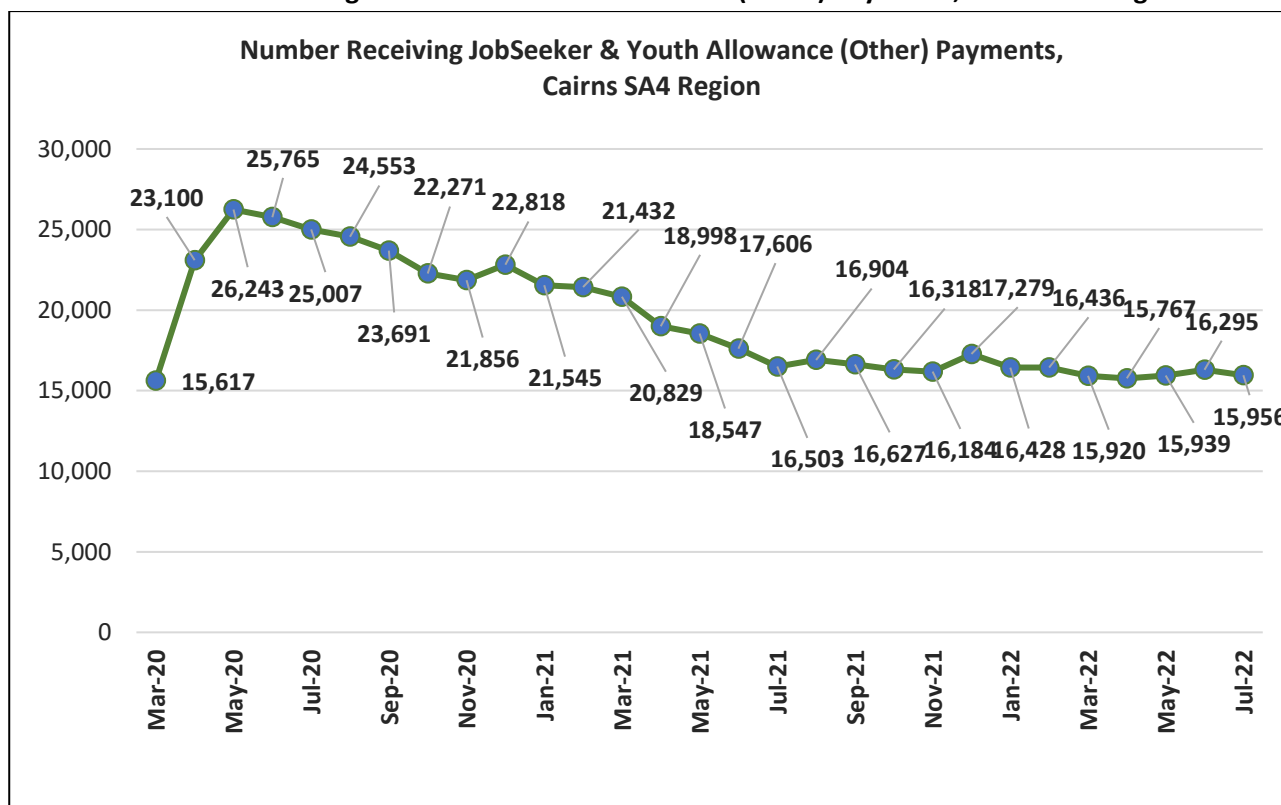
Period	Cairns ⁽¹⁾	Cairns SA4 Region ⁽²⁾
Mar 2020	9,256	15,617
Apr 2020	14,433	23,100
May 2020	16,181	26,243
Jun 2020	15,871	25,765
Jul 2020	15,476	25,007
Aug 2020	15,234	24,553
Sep 2020	14,651	23,691
Oct 2020	14,042	22,271
Nov 2020	13,661	21,856
Dec 2020	14,153	22,818
Jan 2021	13,380	21,545
Feb 2021	13,235	21,432
Mar 2021	12,824	20,829
Apr 2021	11,526	18,998
May 2021	11,258	18,547

Period	Cairns ⁽¹⁾	Cairns SA4 Region ⁽²⁾
Jun 2021	10,588	17,606
Jul 2021	9,851	16,503
Aug 2021	9,092	16,904
Sep 2021	9,930	16,627
Oct 2021	9,791	16,318
Nov 2021	9,654	16,184
Dec 2021	10,285	17,278
Jan 2022	9,728	16,428
Feb 2022	9,702	16,436
Mar 2022	9,449	15,920
Apr 2022	9,291	15,767
May 2022	9,372	15,939
Jun 2022	9,532	16,295
Jul 2022	9,351	15,956

Source: Cummings Economics from Australian Department of Social Services.

Note ⁽¹⁾: Cairns LGA excluding Babinda. Note ⁽²⁾: Cairns, Cassowary Coast, Tablelands, Mareeba, Douglas.

Chart 3 – Numbers Receiving JobSeeker & Youth Allowance (Other) Payments, Cairns SA4 Region

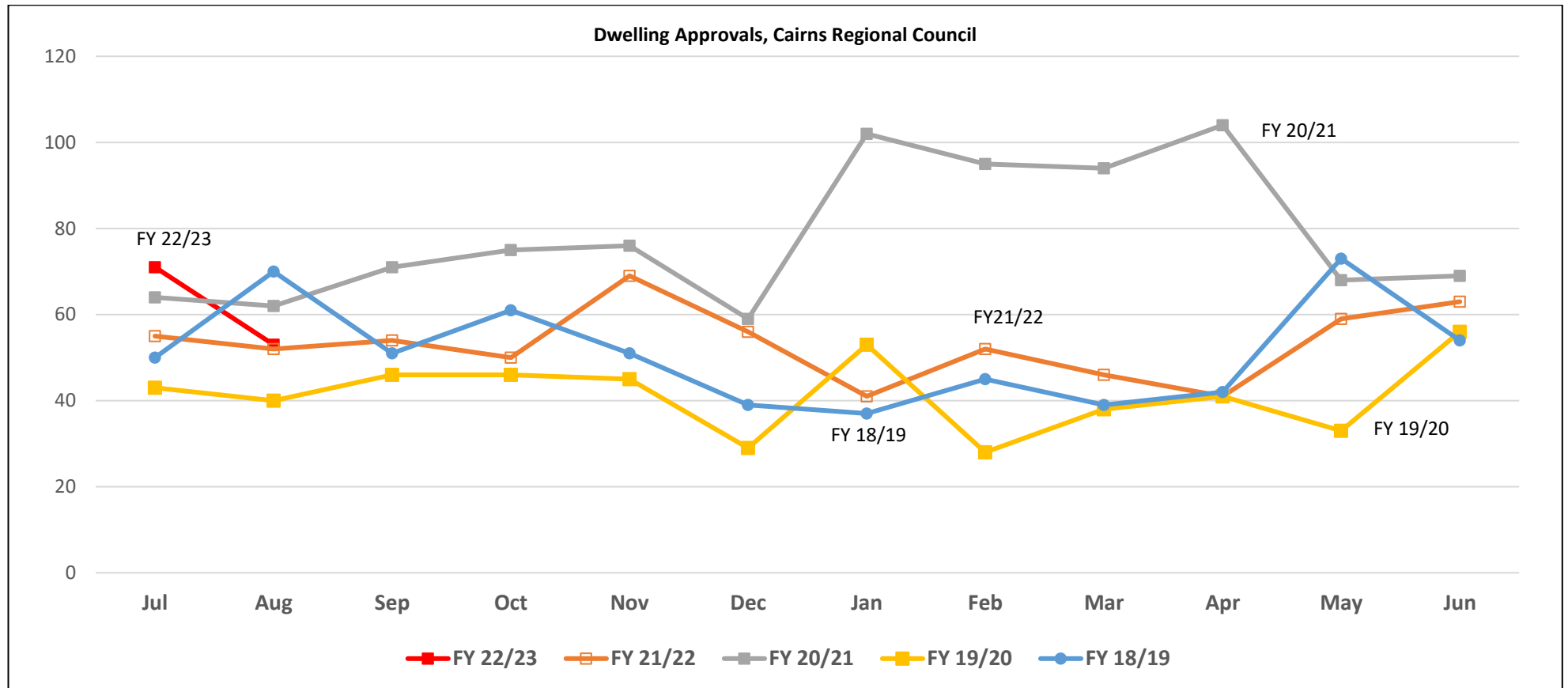


Source: Cummings Economics from Australian Department of Social Services.

CONSTRUCTION – HOME BUILDING APPROVALS JUMP

The number of single dwelling approvals registered by Cairns Regional Council jumped up in July to the highest July figures in four years and well above those of more recent months. August figures now available, do not indicate this is a trend.

Chart 4 – Dwelling Approvals, Cairns Regional Council



Source: Cummings Economics from Cairns Regional Council.

