

CUMMINGS ECONOMICS

38 Grafton St (PO Box 2148) CAIRNS Q 4870 ABN 99 734 489 175

Phone: 07 4031 2888 / Mobile: 0418871011

Email: cummings@cummings.net.au / Website: www.cummings.net.au



May 2022 / CE Ref-J3324

Statistical Note APRIL 2022 ECONOMIC IMPACT OF COVID-19 RESTRICTIONS

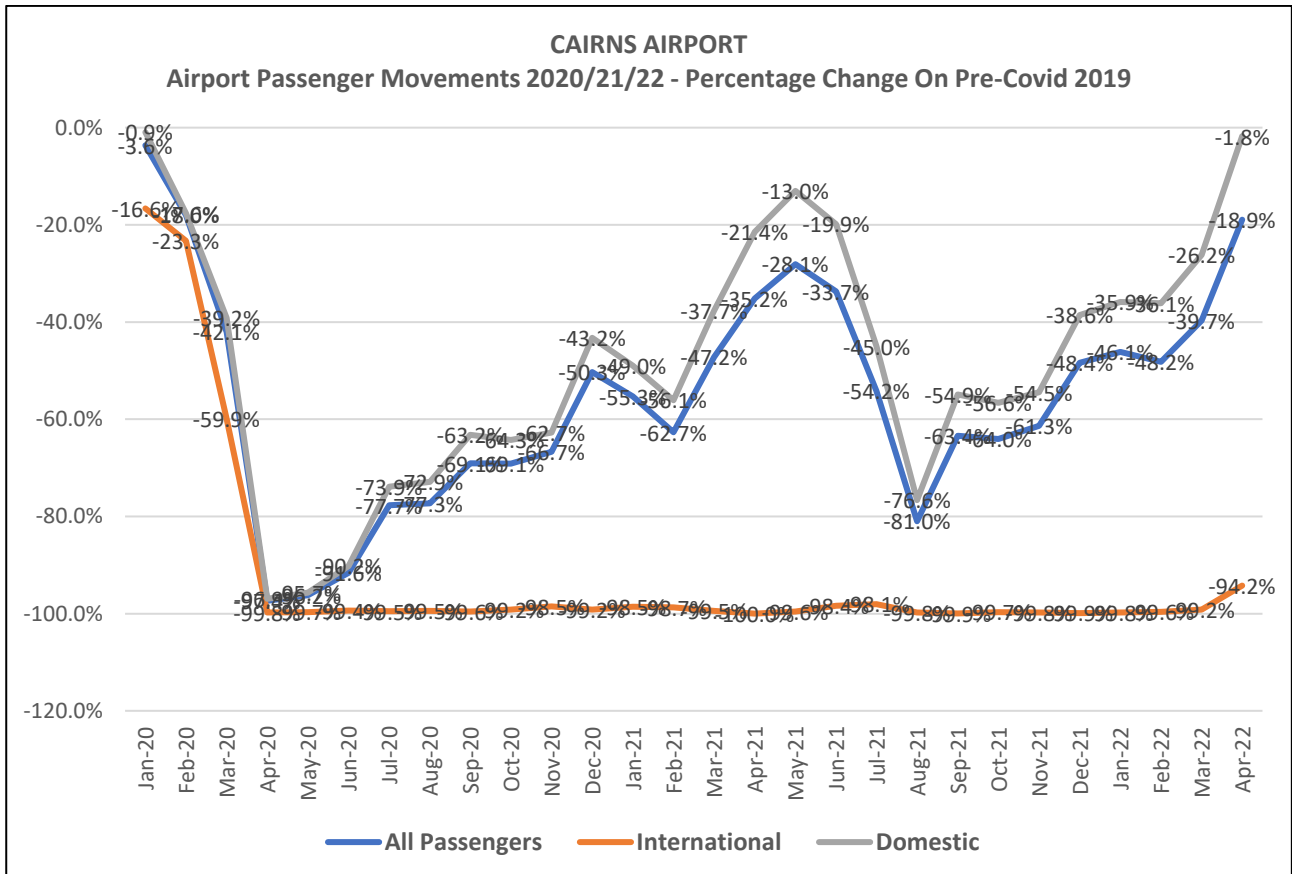
MIXED TRENDS

While the airport figures were showing a bounce back of domestic visitation above pre-Covid levels, overall level of activity remains much the same.

AIRPORT PASSENGER NUMBERS RISE STRONGLY

Cairns Airport domestic terminal passenger numbers in April were almost back to pre-Covid levels. When pre-Covid international visitor numbers through the domestic terminal are taken into account, this means that domestic visitor numbers by air were exceeding pre-Covid levels. While the international terminal numbers are starting to rise, they are still a long way from pre-Covid levels.

Chart 1 – Airport Passenger Movements 2020/21/22 - Percentage Change on pre-Covid 2019 – Cairns Airport

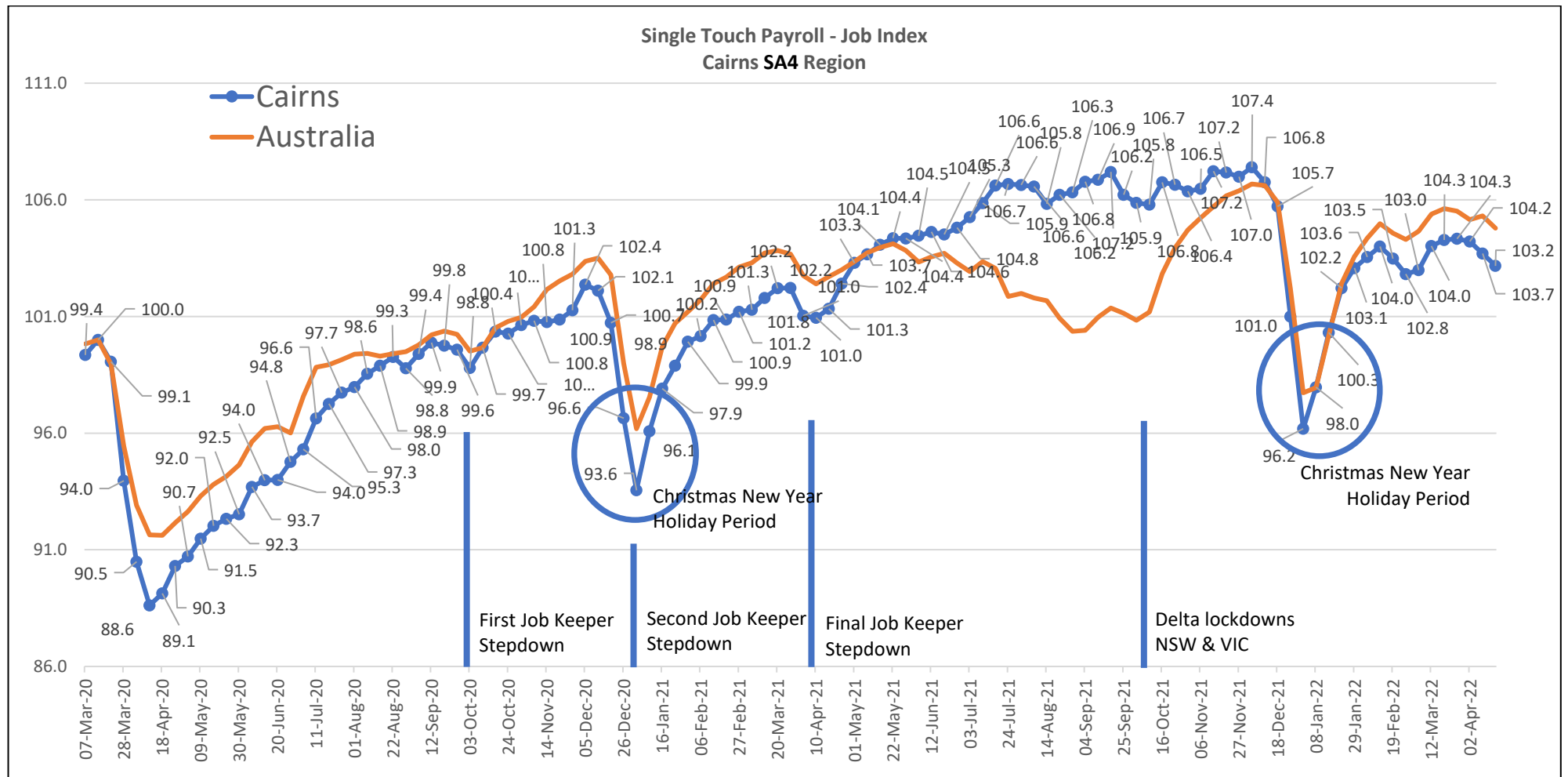


Source: Cummings Economics from Cairns Airport.

SINGLE TOUCH PAYROLL – JOBS INDEX – STEADY

The Payroll Jobs Index shows some minor weakness in April. This is likely to be due to a normal small fall associated with Easter.

Chart 2 – Single Touch Payroll – Jobs Index, Cairns SA4 Region & Australia-Wide



Source: Cummings Economics from Australian Bureau of Statistics.



JOBSEEKER NUMBERS STILL MARGINALLY ABOVE PRE-COVID LEVELS

JobSeeker numbers have been drifting down marginally but remain slightly above pre-Covid levels.

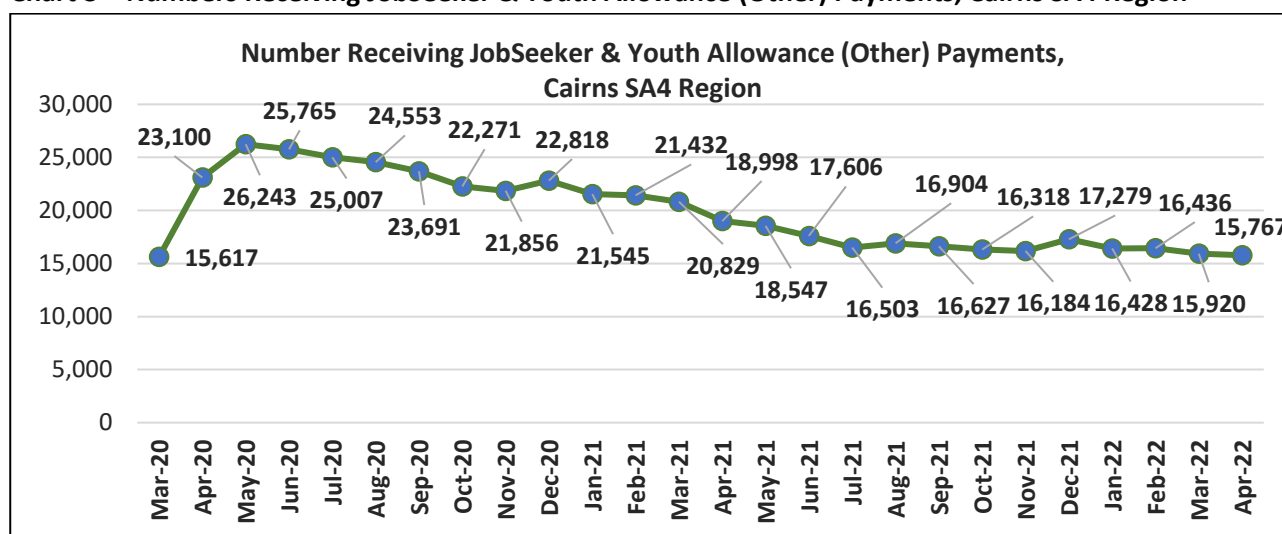
Table 1 – Numbers Receiving JobSeeker & Youth Allowance (Other)

Period	Cairns ⁽¹⁾	Cairns SA4 Region ⁽²⁾
March 2020	9,256	15,617
April 2020	14,433	23,100
May 2020	16,181	26,243
June 2020	15,871	25,765
July 2020	15,476	25,007
August 2020	15,234	24,553
September 2020	14,651	23,691
October 2020	14,042	22,271
November 2020	13,661	21,856
December 2020	14,153	22,818
January 2021	13,380	21,545
February 2021	13,235	21,432
March 2021	12,824	20,829
April 2021	11,526	18,998
May 2021	11,258	18,547
June 2021	10,588	17,606
July 2021	9,851	16,503
August 2021	9,092	16,904
September 2021	9,930	16,627
October 2021	9,791	16,318
November 2021	9,654	16,184
December 2021	10,285	17,279
January 2022	9,728	16,428
February 2022	9,702	16,436
March 2022	9,449	15,920
April 2022	9,291	15,767

Source: Cummings Economics from Australian Department of Social Services.

Note ⁽¹⁾: Cairns LGA excluding Babinda. Note ⁽²⁾: Cairns, Cassowary Coast, Tablelands, Mareeba, Douglas.

Chart 3 – Numbers Receiving JobSeeker & Youth Allowance (Other) Payments, Cairns SA4 Region

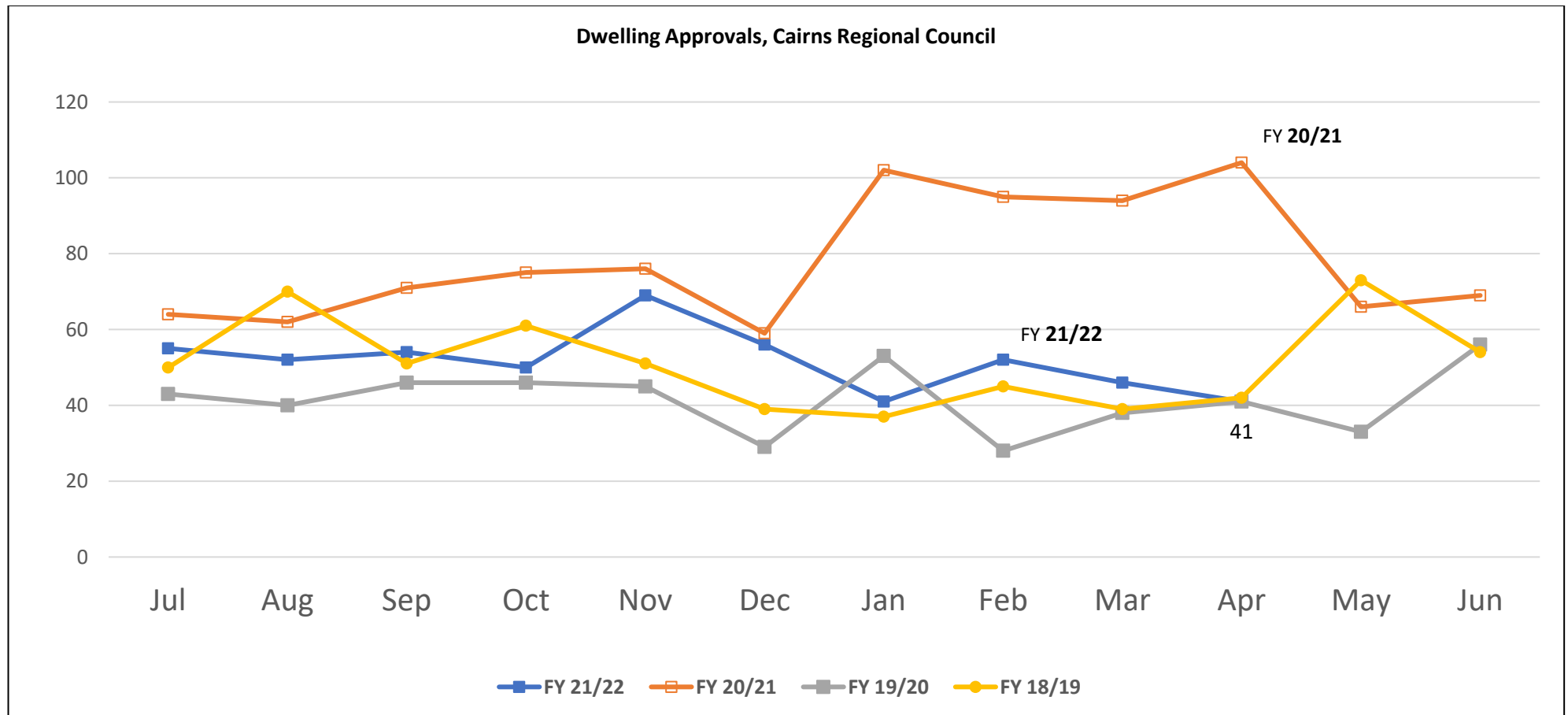


Source: Cummings Economics from Australian Department of Social Services.

CONSTRUCTION – DWELLING APPROVALS

Single dwelling approvals in Cairns Regional Council area at 41 were the same as pre-Covid years and well below the large number of approvals in 2021.

Chart 4 – Dwelling Approvals, Cairns Regional Council



Source: Cummings Economics from Cairns Regional Council.

