



November 2021 / CE Ref-J3324

## Statistical Note OCTOBER 2021 - ECONOMIC IMPACT OF COVID-19 RESTRICTIONS

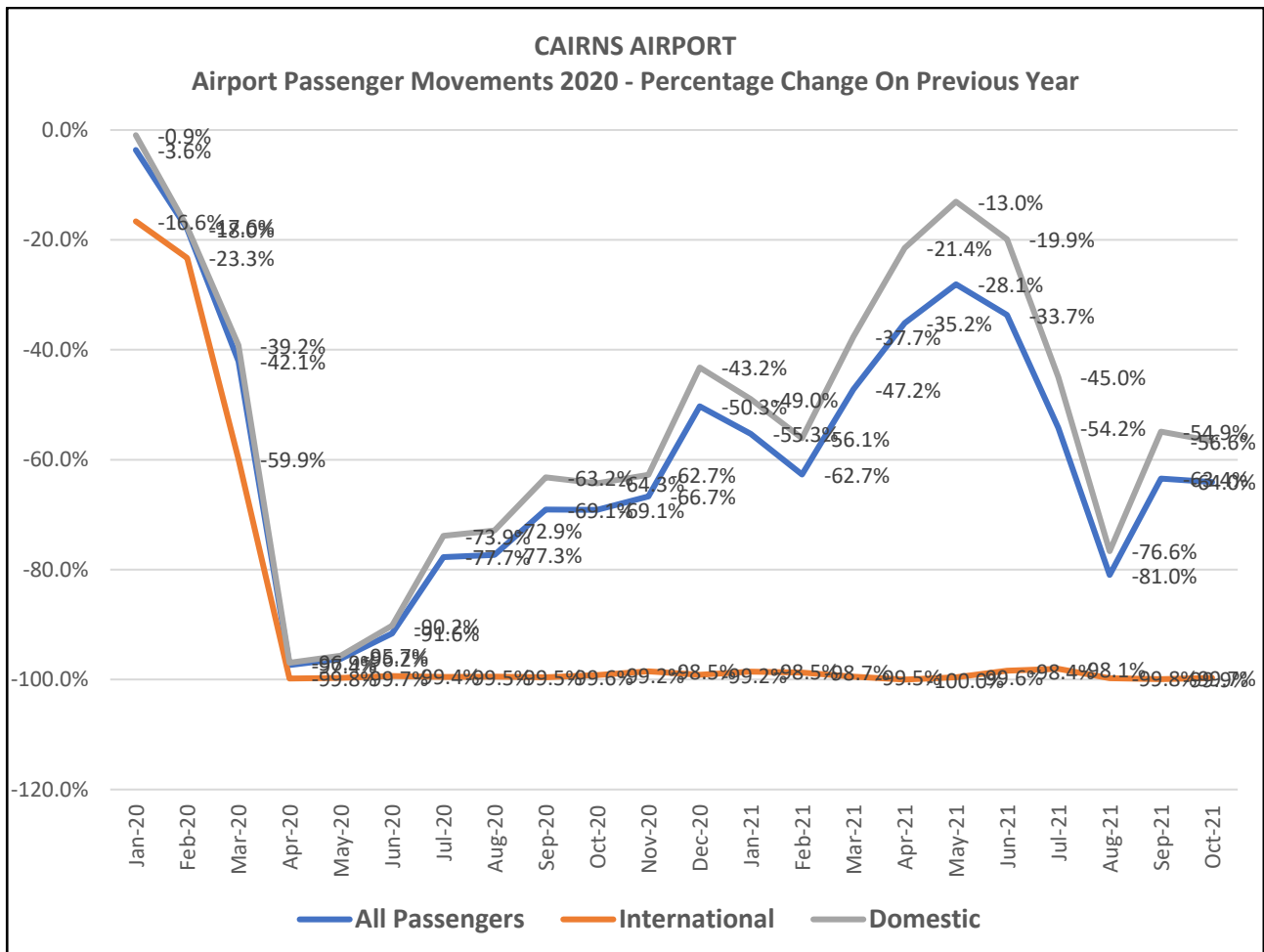
### RECOVERY STALLED

October figures indicate that the overall level of activity in the Cairns regional economy stalled with airport figures stalled at about half pre-Covid levels, the Jobs Index down a bit, JobSeeker numbers stuck at just above pre-Covid levels and dwelling approvals back down to pre-Covid levels – a pattern likely to continue until December when Queensland reopens its borders.

### AIRPORT PASSENGERS STALLED

The end of the lockdown in SE Queensland saw domestic passenger numbers through the airport recover to some degree in September but stall at that level in October, a situation likely to continue until Queensland borders reopen in December.

Chart 1 – Airport Passenger Movements 2021 - Percentage Change on Previous Year – Cairns Airport

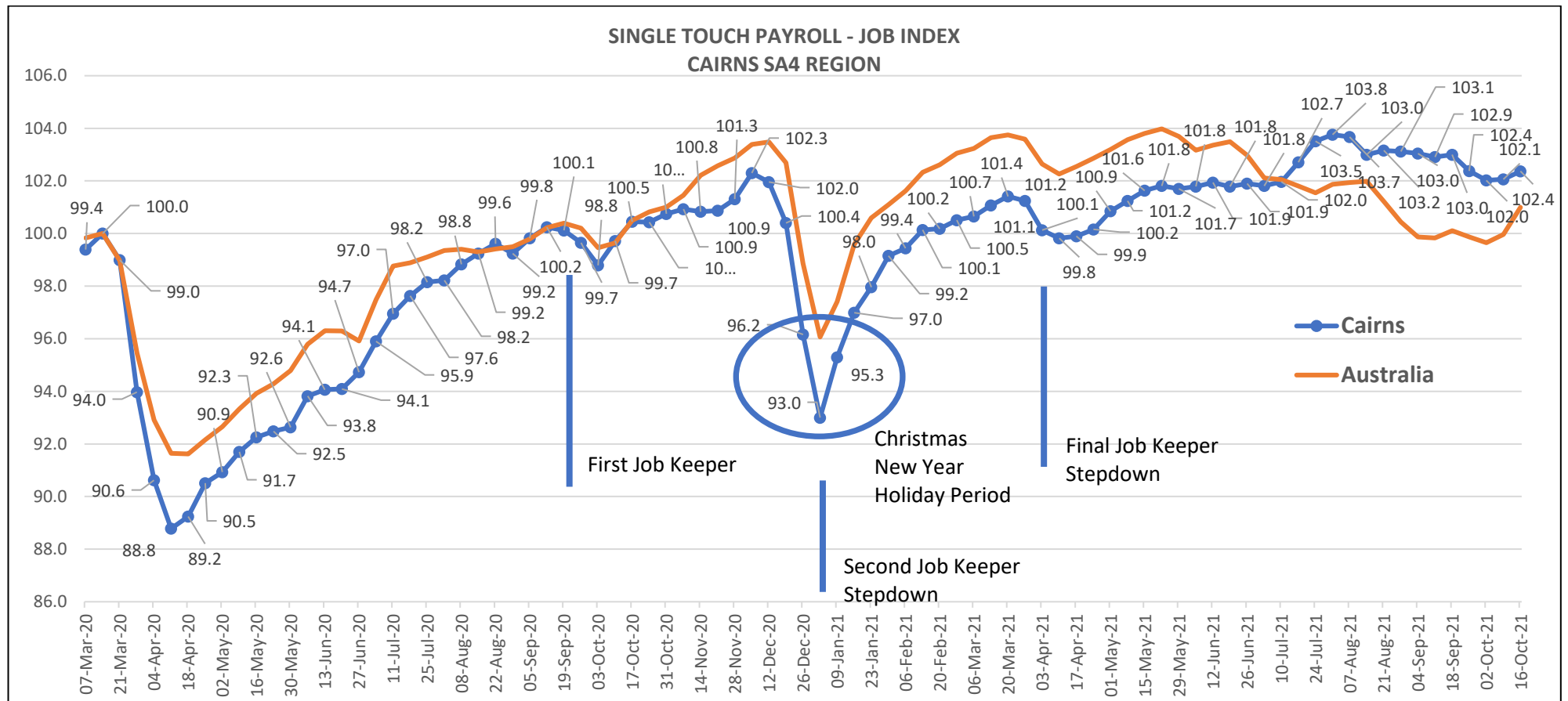


Source: Cummings Economics from Cairns Airport.

**SINGLE TOUCH PAYROLL – JOBS INDEX – STABILISES**

The ABS/ATO Single Touch Payroll Jobs Index indicates that at national level, the end of the lockdowns in both New South Wales and Victoria has seen the decline that occurred in the last few months reverse and start to climb again. However, in the Cairns region, the milder decline that occurred from July, worsened in September/early October but with the latest week available indicating a small upturn.

**Chart 2 – Single Touch Payroll – Jobs Index, Cairns SA4 Region & Australia-Wide**



Source: Cummings Economics from Australian Bureau of Statistics.



**JOBSEEKER NUMBERS DECLINE STEADIES**

The following indicates that JobSeeker numbers receiving unemployment benefits, after declining steadily until July, have stabilized at just above pre-Covid levels (March 2020) over the past four months.

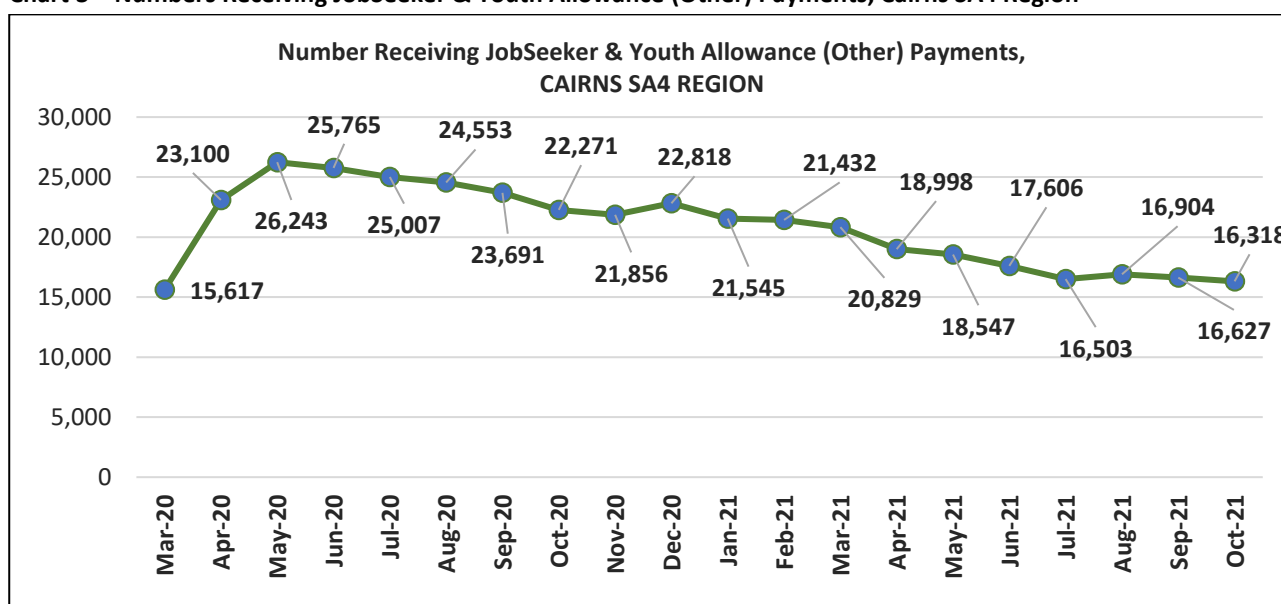
**Table 1 – Numbers Receiving JobSeeker & Youth Allowance (Other)**

Period	Cairns <sup>(1)</sup>	Cairns SA4 Region <sup>(2)</sup>
March 2020	9,256	15,617
April 2020	14,433	23,100
May 2020	16,181	26,243
June 2020	15,871	25,765
July 2020	15,476	25,007
August 2020	15,234	24,553
September 2020	14,651	23,691
October 2020	14,042	22,271
November 2020	13,661	21,856
December 2020	14,153	22,818
January 2021	13,380	21,545
February 2021	13,235	21,432
March 2021	12,824	20,829
April 2021	11,526	18,998
May 2021	11,258	18,547
June 2021	10,588	17,606
July 2021	9,851	16,503
August 2021	9,092	16,904
September 2021	9,930	16,627
October 2021	9,791	16,318

Source: Cummings Economics from Australian Department of Social Services.

Note <sup>(1)</sup>: Cairns LGA excluding Babinda. Note <sup>(2)</sup>: Cairns, Cassowary Coast, Tablelands, Mareeba, Douglas.

**Chart 3 – Numbers Receiving JobSeeker & Youth Allowance (Other) Payments, Cairns SA4 Region**

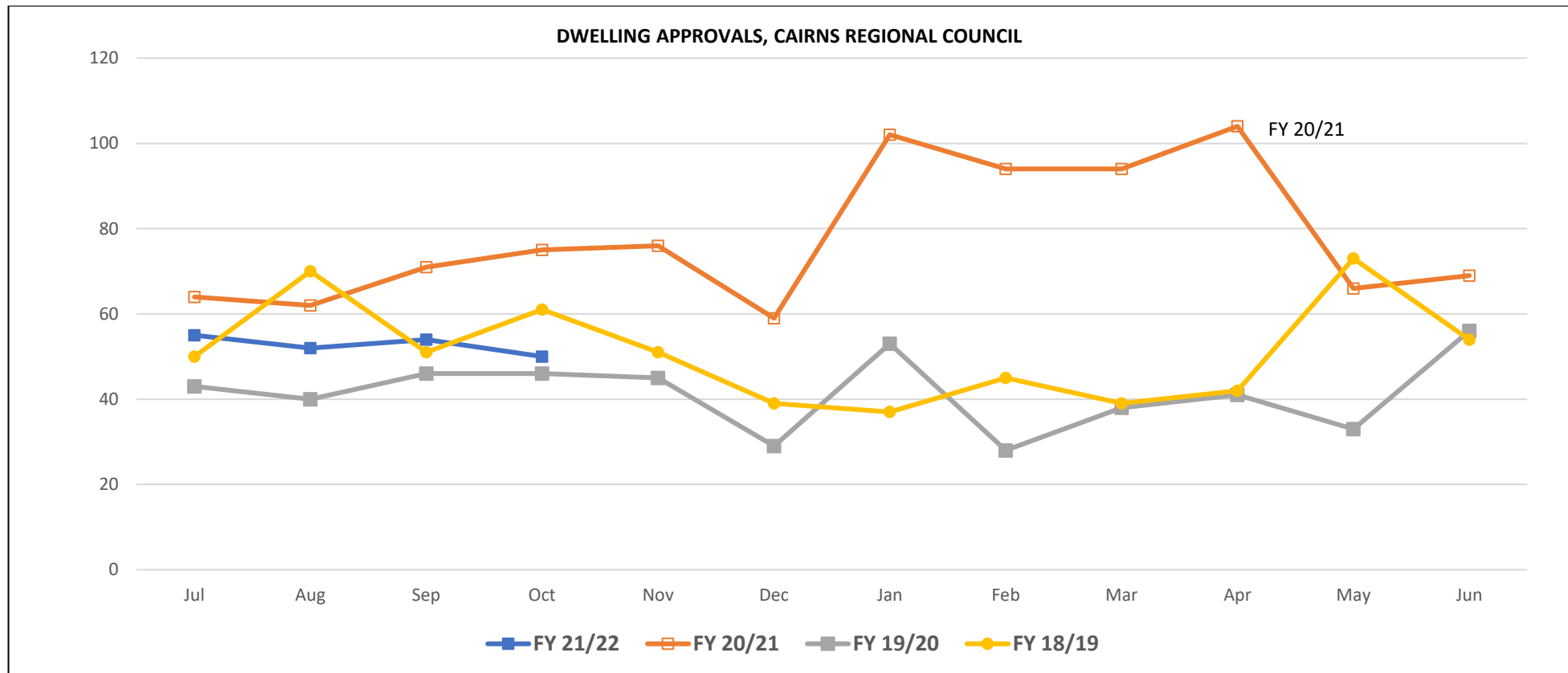


Source: Cummings Economics from Australian Department of Social Services.

**CONSTRUCTION – DWELLING APPROVALS BACK DOWN TO PRE-COVID LEVELS**

The following chart illustrates that in October, dwelling approvals registered by Cairns Regional Council were back down close to pre-Covid levels. The major rise that took place under the influence of government incentives and very low interest rates is over. An influence on this would be supply side capacity and construction sector capacity problems now being experienced.

**Chart 4 – Dwelling Approvals, Cairns Regional Council**



Source: Cummings Economics from Cairns Regional Council.

