

CUMMINGS ECONOMICS

PO Box 2148 CAIRNS Q 4870

ABN 99 734 489 175

Mobile: 0418871011

Email: cummings@cummings.net.au / Website: www.cummings.net.au



April 2025 / CE Ref-J3541

Research Note

POPULATION GROWTH MODERATED BUT REMAINS SOLID

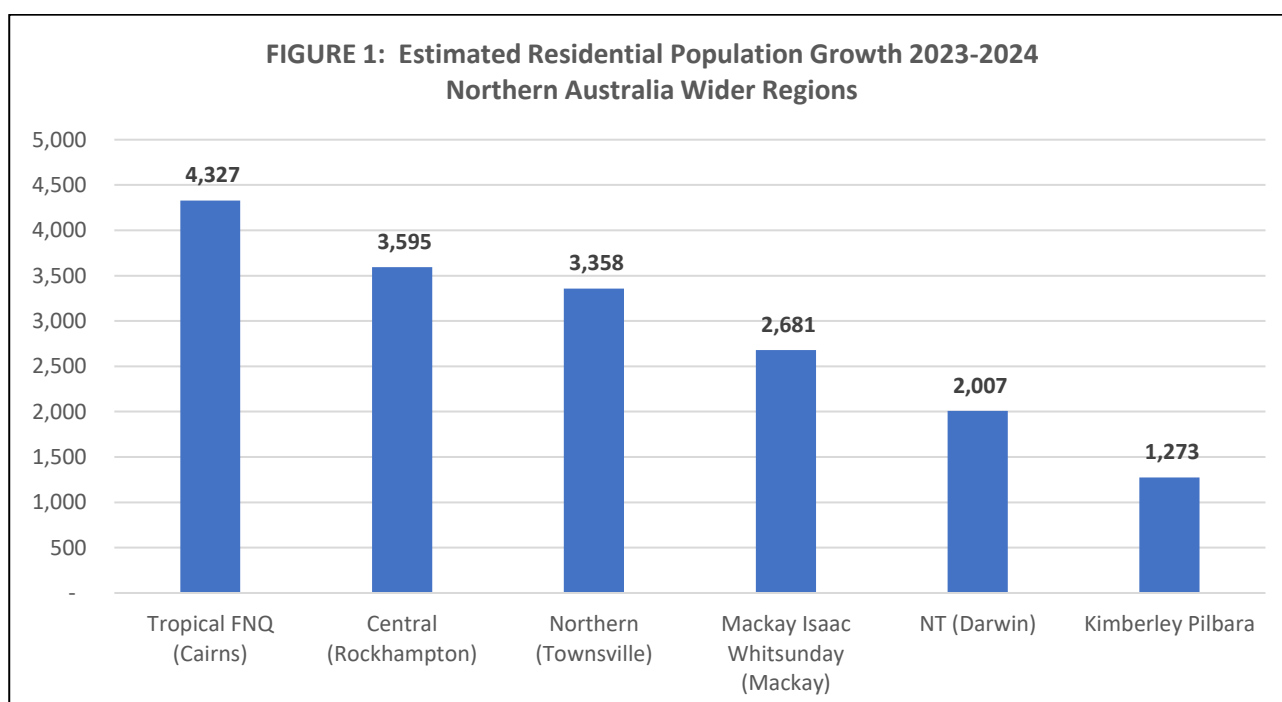
Latest population figures available for Cairns Local Government Area (LGA) for 2023-24 indicates that growth has moderated on the post-Covid bounce-back figures of 2022-23 but remained solid at 1.5% - an increase of 2,707 to take Cairns' population to 178,104 (see Figure 1). However, Townsville pipped Cairns with a growth of 1.6% (3,128).

The wider Cairns Tropical Far North Region that includes the Gulf & Peninsula/ Torres areas continued to lead northern Australia in population size and growth by a substantial margin of 4,327, taking total residential population to 308,340 (see Figures 2 & 3).

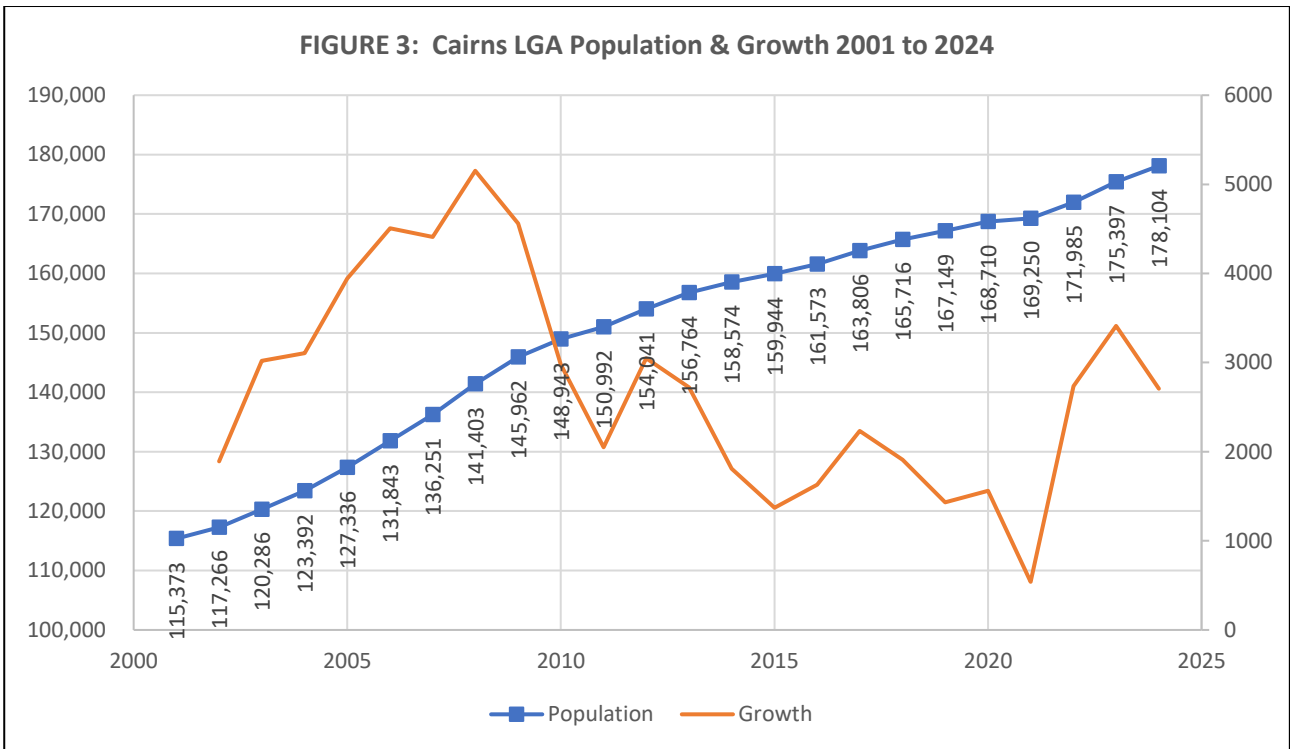
Outside of Cairns in the Far North LGAs, Cassowary Coast jumped up to lead growth (418), followed by Tablelands (372), and Mareeba (301).

Tropical Queensland including the Central, Mackay, North & Far North Regions grew by 13,961 and is now well over 1 million with a residential population of 1,026,320.

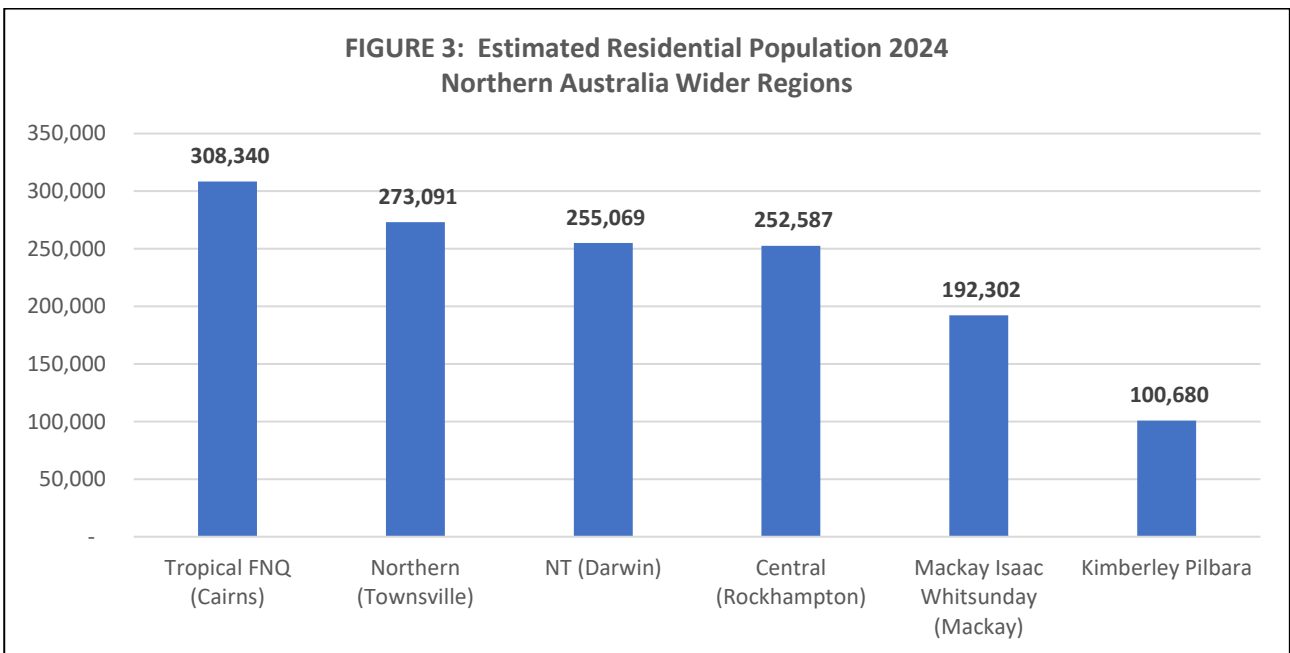
Of significance, the combined growth of the Cairns and Townsville regional population of 7,922 took total population to **581,431**. This combined population is now in excess of the State of Tasmania at **575,496** that grew by only 1,758 in the 2023 to 2024 period.



Source: Cummings Economics from Australian Bureau of Statistics.



Source: Cummings Economics from ABS; Regional Population data.



Source: Cummings Economics from Australian Bureau of Statistics.

WS (Bill) Cummings,
BEcon (UQ), HonDEcon (CQU)
Research Fellow CITBA (JCU)

