

# CUMMINGS ECONOMICS

38 Grafton St (PO Box 2148) CAIRNS Q 4870 ABN 99 734 489 175

Tel : 07 4031 2888

Email : [cummings@cummings.net.au](mailto:cummings@cummings.net.au)

Website : [www.cummings.net.au](http://www.cummings.net.au)



March 2021 / CE-Ref-J3150V2

## Statistical Note

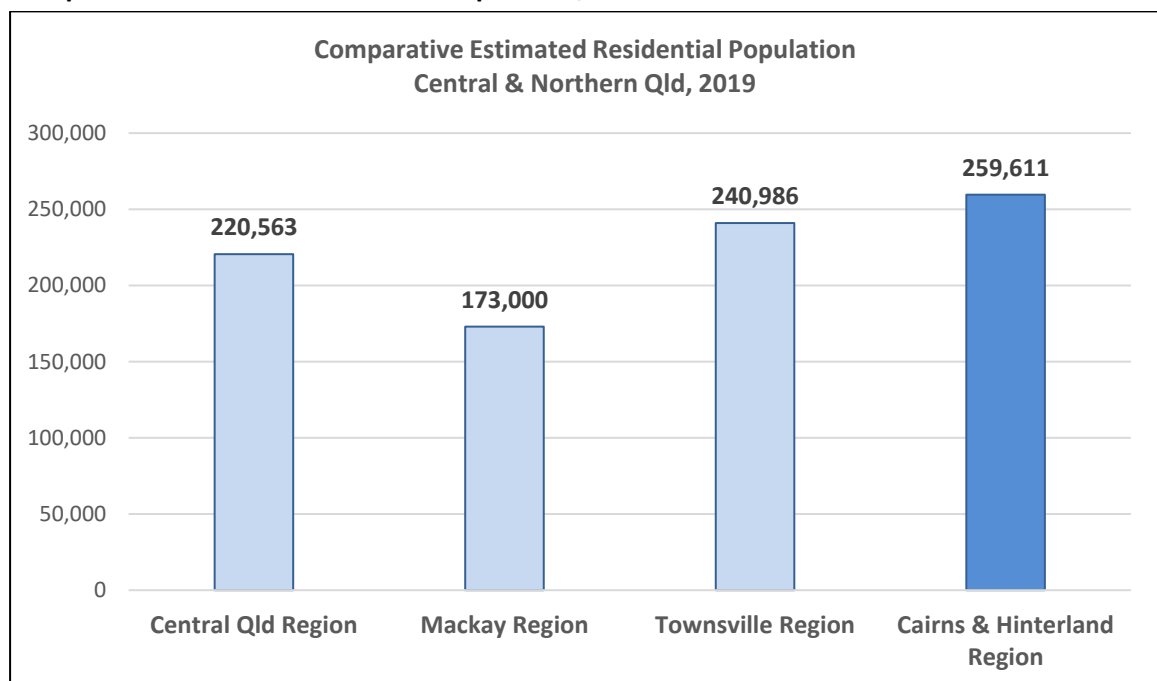
# HOSPITAL & HEALTH FUNDING IN THE CAIRNS REGION COMPARED

## 1. COMPARATIVE POPULATION

Map 1 shows the Hospital and Health Service areas.

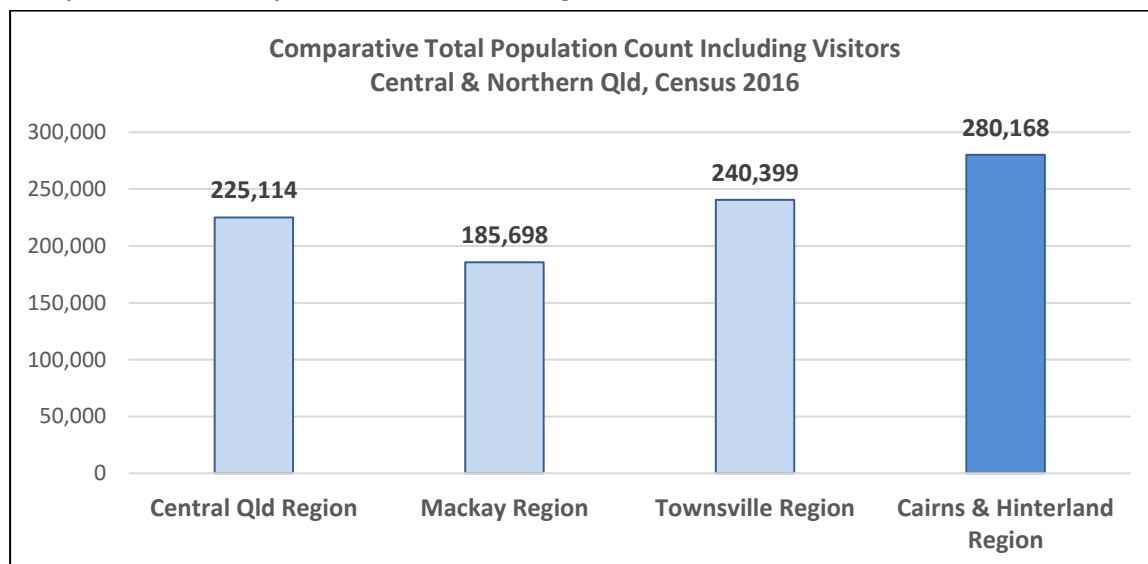
As Chart 1 illustrates, the Cairns Hospital and Health Service region has emerged as the largest in population in Central and Northern Queensland, especially if total on-the-ground population is looked at (see Chart 2).

**Chart 1: Major Hospital & Health Service Regions – Central & Northern Queensland – Comparative Estimated Residential Population, 2019**



Source: Cummings Economics from Australian Bureau of Statistics (ABS) data.

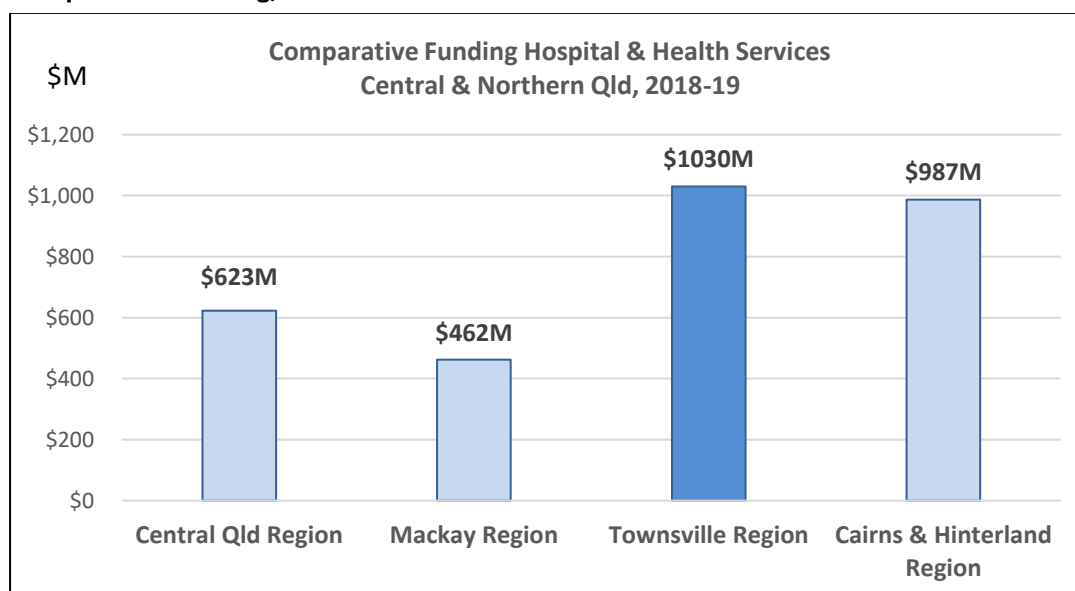
**Chart 2: Major Hospital & Health Service Regions – Central & Northern Queensland – Comparative Total Population Count Including Visitors, Census 2016**



Source: Cummings Economics from ABS 2016 Census data.

However, funding received recorded in relevant Hospital and Health Service annual reports for year 2018-19 shows a different pattern with the Cairns region not receiving the most funding (see Chart 3).

**Chart 3: Major Hospital & Health Service Regions – Central & Northern Queensland – Comparative Funding, 2018-19**



Source: Cummings Economics from Hospital & Health Service Annual Reports, 2018-19.

To be on an equal funding per head of population with the Townsville service area, the Cairns service area would need to receive an extra \$122m on a residential population basis and \$213m on a total census count population (including visitors), basis.

Map 1 - Hospital and Health Service Areas

# QUEENSLAND HEALTH

